

ECCTR

European Cornea and Cell
Transplantation Registry

Join

the ECCTR Registry

Track

your Surgical Results

www.ecctr.org



Co-funded by
the Health Programme
of the European Union

European Union

Web-Based Registry

The aim of the project is to build a common assessment methodology and establish an EU web-based registry and network for academics, health professionals and authorities to assess and verify the safety, quality and efficiency of corneal transplantation.

Project Timeline

The project is a three-year programme, with development of an EU web registry in the first year, followed by recruitment of clinics and eye banks and collection of data in the second year. Evaluation of the collected data and development of an evidence-based European protocol will take place in year three, and results will also be disseminated at a final conference.




Partners

- European Society of Cataract and Refractive Surgeons
- European Society of Cornea and Ocular Surface Disease Specialists
- Fondazione Banca degli Occhi del Veneto Onlus *IT*
- European Eye Bank Association *IT*
- NHS Blood and Transplant *UK*
- Nederlandse Transplantatie Stichting *NL*
- University of Maastricht *NL*
- Blekinge Lans Landsting *SWE*

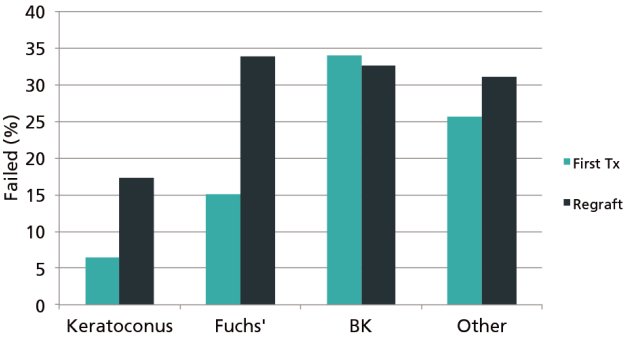


Registry Benefits

- **ECCTR** gives a unique opportunity to monitor and compare results
 - To promote quality improvement and provide a benchmark for comparing and demonstrating good practice
 - To monitor changes in the indications for corneal transplantation and provide clinical outcome data when new surgical procedures are introduced
 - The Registry works as a quality control, providing feedback to surgeons, clinics, governments and patients
 - Link to Patient Reported Outcomes
 - Clinical improvement using patient-reported and clinical data
- 

Benefits and Benchmarking

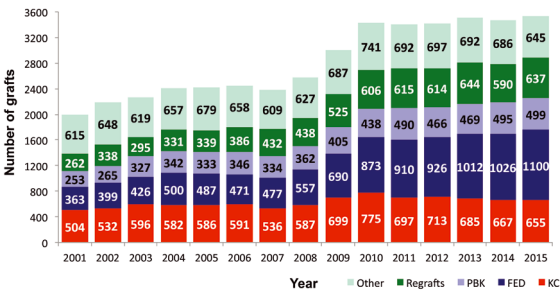
High risk for failure after regraft



High risk for failure after regraft: Failure within 2 years by indication for first Tx (n=1050) and by original indication for regrafts (n=386)

Illustration of Outcome Reports from the Swedish Registry

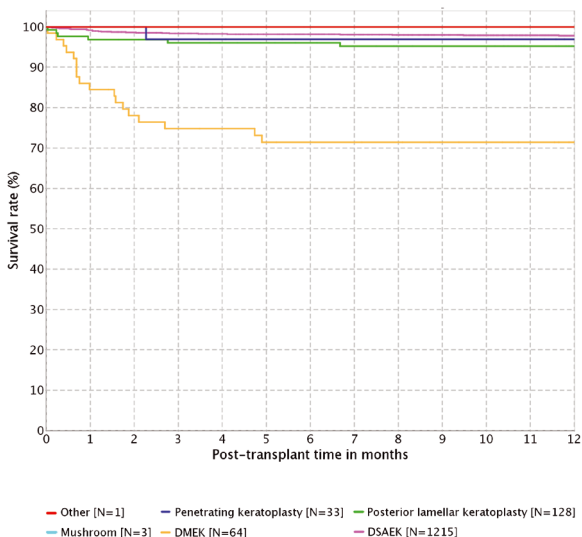
Main indications for corneal transplants



Number of grafts per year for each of the main indications, expressed as a number

Illustration of Outcome Reports from the UK Transplant Registry maintained by NHS Blood and Transplant

Corneal graft survival



Kaplan Meier survival curve for eyes with Fuchs endothelial dystrophy stratified by corneal transplantation technique.

Illustration of Outcome Reports from the Dutch Transplant Foundation

How can I join?



Visit the ECCTR website at
www.ecctr.org

ECCTR is co-funded by



Co-funded by
the Health Programme
of the European Union

